

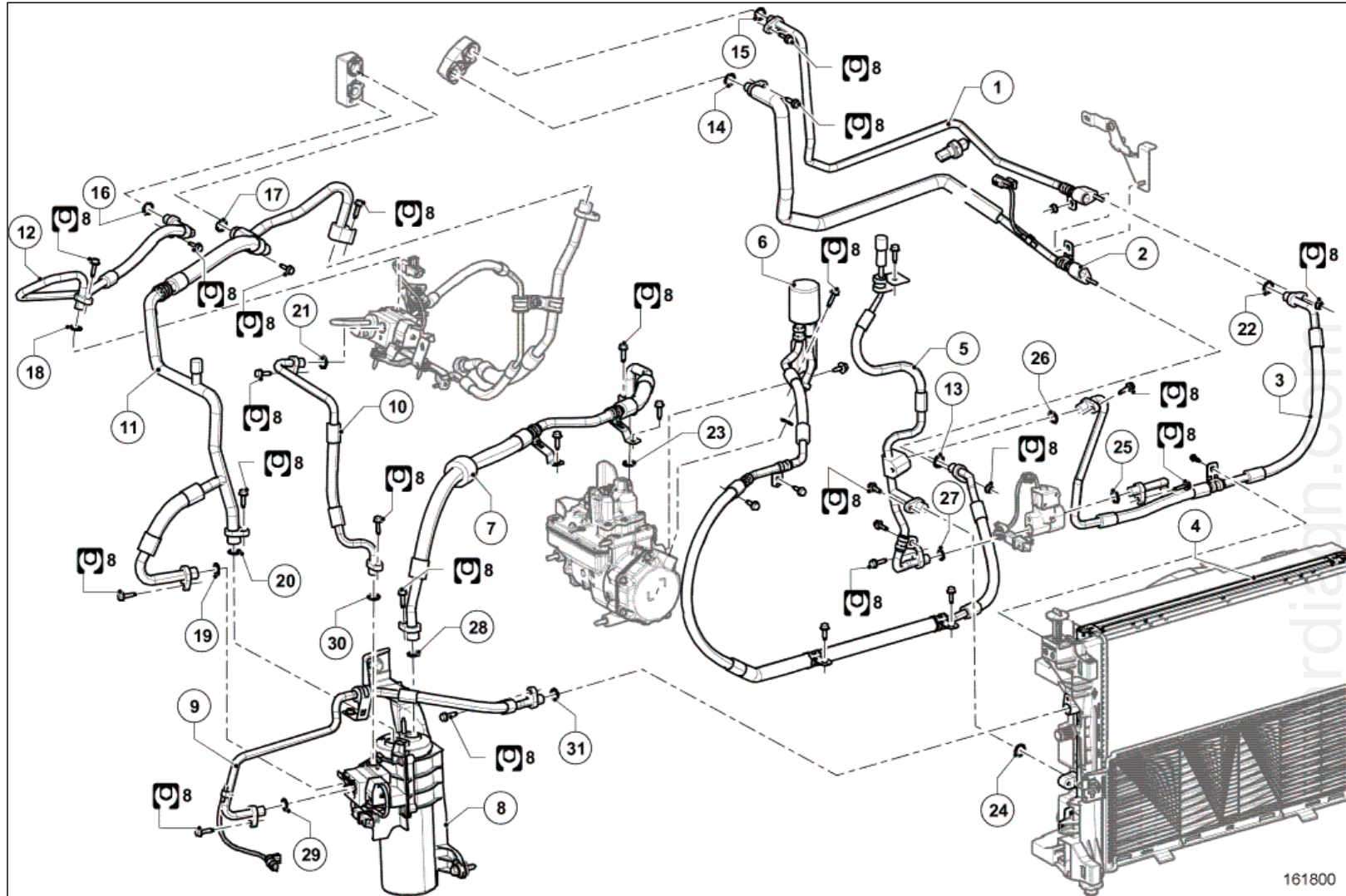


Note, one or more warnings are present in this procedure



WARNING

- To avoid all risk of damage to the systems, apply the safety and cleanliness instructions and operation recommendations before carrying out any repair:
 - (see 62A, Air conditioning, Air conditioning: Precautions for the repair) ,
 - Vehicle: Precautions for the repair .



161800

Illustration key: Description .

For fastenings with no specified tightening torque values, refer to the Table of Standard Torques [Tightening torques: General information](#) .

Marks	Designations	Informations
1	Condenser expansion valve - intermediate pipe connecting pipe at the Condenser expansion valve outlet	(see 62A, Air conditioning, Refrigerant circuit pipe: Removal - Refitting)
2	Condenser expansion valve - intermediate pipe connecting pipe at the Condenser expansion valve inlet	(see 62A, Air conditioning, Refrigerant circuit pipe: Removal - Refitting)
3	Intermediate pipe	(see Intermediate pipe: Removal - Refitting)
4	Condenser	(see 62A, Air conditioning, Condenser: Removal - Refitting)
5	Intermediate pipe - condenser connecting pipe	(see 62A, Air conditioning, Refrigerant circuit pipe: Removal - Refitting)
6	Intermediate pipe - compressor connecting pipe	(see Compressor - intermediate pipe connecting pipe: Removal - Refitting)
7	Compressor - dehydrator reservoir connecting pipe	(see 62A, Air conditioning, Refrigerant circuit pipe: Removal - Refitting)
8	Dehydrator reservoir	(see 62A, Air conditioning, Dehydrator reservoir: Removal - Refitting)
9	Refrigerant pipe seal	(see 62A, Air conditioning, Refrigerant pipe seal: Removal - Refitting)
10	Dehydrator reservoir - intermediate pipe connecting pipe	(see 62A, Air conditioning, Refrigerant circuit pipe: Removal - Refitting)
11	Dehydrator reservoir - expansion valve connecting pipe	(see 62A, Air conditioning, Refrigerant circuit pipe: Removal - Refitting)
12	Expansion valve - intermediate pipe connecting pipe at the expansion valve outlet	(see Expansion valve - intermediate pipe connecting pipe at the expansion valve outlet: Removal - Refitting)
13	Refrigerant pipe seal	(see 62A, Air conditioning, Refrigerant pipe seal: Removal - Refitting) (see 62A, Air conditioning, Refrigerant circuit pipe seal: Cleaning)
14	Refrigerant pipe seal	(see 62A, Air conditioning, Refrigerant pipe seal: Removal - Refitting) (see 62A, Air conditioning, Refrigerant circuit pipe seal: Cleaning)
15	Refrigerant pipe seal	(see 62A, Air conditioning, Refrigerant pipe seal: Removal - Refitting) (see 62A, Air conditioning, Refrigerant circuit pipe seal: Cleaning)
16	Refrigerant pipe seal	(see 62A, Air conditioning, Refrigerant pipe seal: Removal - Refitting) (see 62A, Air conditioning, Refrigerant circuit pipe seal: Cleaning)
17	Refrigerant pipe seal	(see 62A, Air conditioning, Refrigerant pipe seal: Removal - Refitting) (see 62A, Air conditioning, Refrigerant circuit pipe seal: Cleaning)
18	Refrigerant pipe seal	(see 62A, Air conditioning, Refrigerant pipe seal: Removal - Refitting) (see 62A, Air conditioning, Refrigerant circuit pipe seal: Cleaning)
19	Refrigerant pipe seal	(see 62A, Air conditioning, Refrigerant pipe seal: Removal - Refitting) (see 62A, Air conditioning, Refrigerant circuit pipe seal: Cleaning)
20	Refrigerant pipe seal	(see 62A, Air conditioning, Refrigerant pipe seal: Removal - Refitting) (see 62A, Air conditioning, Refrigerant circuit pipe seal: Cleaning)
21	Refrigerant pipe seal	(see 62A, Air conditioning, Refrigerant pipe seal: Removal - Refitting) (see 62A, Air conditioning, Refrigerant circuit pipe seal: Cleaning)

22	Refrigerant pipe seal	(see 62A, Air conditioning, Refrigerant pipe seal: Removal - Refitting) (see 62A, Air conditioning, Refrigerant circuit pipe seal: Cleaning)
23	Refrigerant pipe seal	(see 62A, Air conditioning, Refrigerant pipe seal: Removal - Refitting) (see 62A, Air conditioning, Refrigerant circuit pipe seal: Cleaning)
24	Refrigerant pipe seal	(see 62A, Air conditioning, Refrigerant pipe seal: Removal - Refitting) (see 62A, Air conditioning, Refrigerant circuit pipe seal: Cleaning)
25	Refrigerant pipe seal	(see 62A, Air conditioning, Refrigerant pipe seal: Removal - Refitting) (see 62A, Air conditioning, Refrigerant circuit pipe seal: Cleaning)
26	Refrigerant pipe seal	(see 62A, Air conditioning, Refrigerant pipe seal: Removal - Refitting) (see 62A, Air conditioning, Refrigerant circuit pipe seal: Cleaning)
27	Refrigerant pipe seal	(see 62A, Air conditioning, Refrigerant pipe seal: Removal - Refitting) (see 62A, Air conditioning, Refrigerant circuit pipe seal: Cleaning)
28	Refrigerant pipe seal	(see 62A, Air conditioning, Refrigerant pipe seal: Removal - Refitting) (see 62A, Air conditioning, Refrigerant circuit pipe seal: Cleaning)
29	Refrigerant pipe seal	(see 62A, Air conditioning, Refrigerant pipe seal: Removal - Refitting) (see 62A, Air conditioning, Refrigerant circuit pipe seal: Cleaning)
30	Refrigerant pipe seal	(see 62A, Air conditioning, Refrigerant pipe seal: Removal - Refitting) (see 62A, Air conditioning, Refrigerant circuit pipe seal: Cleaning)
31	Refrigerant pipe seal	(see 62A, Air conditioning, Refrigerant pipe seal: Removal - Refitting) (see 62A, Air conditioning, Refrigerant circuit pipe seal: Cleaning)

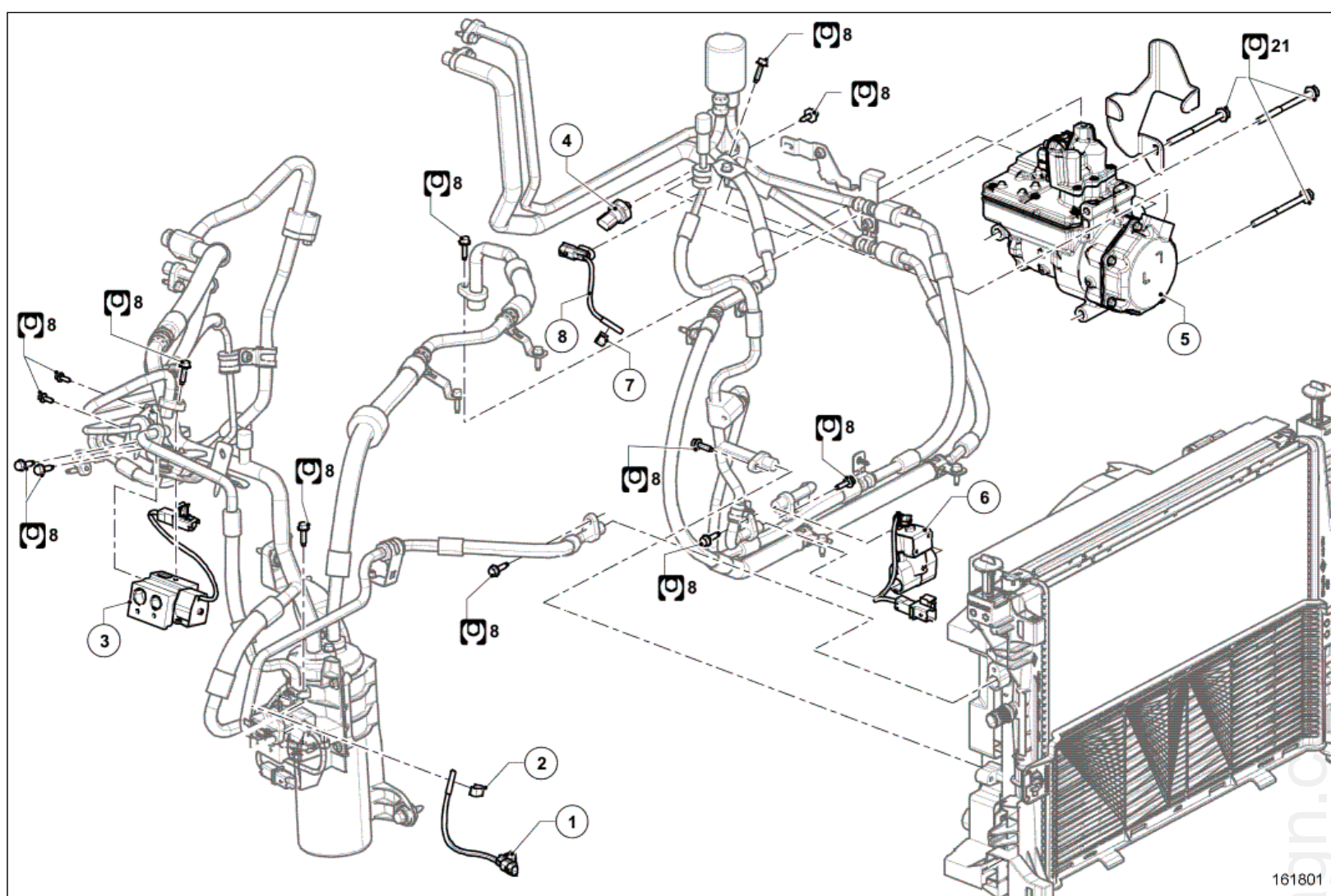
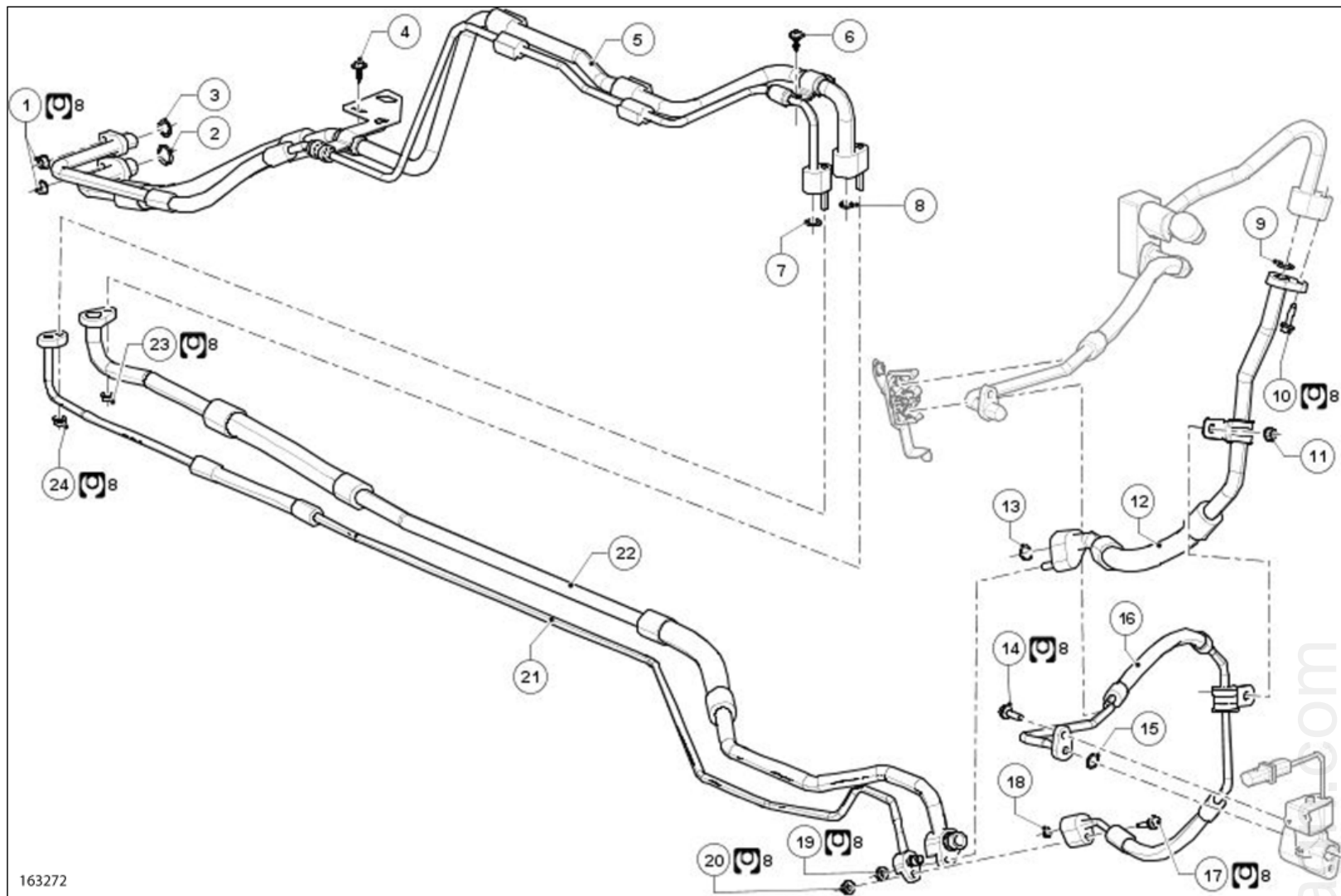


Illustration key: Description .

For fastenings with no specified tightening torque values, refer to the Table of Standard Torques [Tightening torques: General information](#).

Marks	Designations	Informations
1	Refrigerant circuit temperature sensor	(see Refrigerant circuit temperature sensor : Removal - Refitting)
2	Clip	
3	Refrigerant circuit solenoid valves 3	(see Refrigerant circuit solenoid valves : Removal - Refitting)
4	Pressure sensor	(see Pressure sensor: Removal - Refitting)
5	Compressor	(see 62A, Air conditioning, Compressor: Removal - Refitting)
6	Refrigerant circuit solenoid valves 1	(see Refrigerant circuit solenoid valves : Removal - Refitting)
7	Clip	
8	Refrigerant circuit temperature sensor	(see Refrigerant circuit temperature sensor : Removal - Refitting)



[Illustration key: Description](#) .

For fastenings with no specified tightening torque values, refer to the Table of Standard Torques [Tightening torques: General information](#) .

Marks	Designations	Informations
1	Bolt	
2	Refrigerant pipe seal	(see 62A, Air conditioning, Refrigerant pipe seal: Removal - Refitting) and (see 62A, Air conditioning, Refrigerant circuit pipe seal: Cleaning)
3	Refrigerant pipe seal	(see 62A, Air conditioning, Refrigerant pipe seal: Removal - Refitting) and (see 62A, Air conditioning, Refrigerant circuit pipe seal: Cleaning)
4	Bolt	
5	Rear intermediate pipe - rear expansion valve connecting pipe	(see 62A, Air conditioning, Refrigerant circuit pipe: Removal - Refitting)
6	Bolt	
7	Refrigerant pipe seal	(see 62A, Air conditioning, Refrigerant pipe seal: Removal - Refitting) and (see 62A, Air conditioning, Refrigerant circuit pipe seal: Cleaning)
8	Refrigerant pipe seal	(see 62A, Air conditioning, Refrigerant pipe seal: Removal - Refitting) and (see 62A, Air conditioning, Refrigerant circuit pipe seal: Cleaning)
9	Refrigerant pipe seal	(see 62A, Air conditioning, Refrigerant pipe seal: Removal - Refitting) and (see 62A, Air conditioning, Refrigerant circuit pipe seal: Cleaning)
10	Bolt	
11	Bolt	
12	Rear intermediate - intermediate connection pipe expansion valve outlet	(see 62A, Air conditioning, Refrigerant circuit pipe: Removal - Refitting)
13	Refrigerant pipe seal	(see 62A, Air conditioning, Refrigerant pipe seal: Removal - Refitting) and (see 62A, Air conditioning, Refrigerant circuit pipe seal: Cleaning)
14	Bolt	
15	Refrigerant pipe seal	(see 62A, Air conditioning, Refrigerant pipe seal: Removal - Refitting) and (see 62A, Air conditioning, Refrigerant circuit pipe seal: Cleaning)
16	Rear intermediate - solenoid valve connecting pipe	(see 62A, Air conditioning, Refrigerant circuit pipe: Removal - Refitting)
17	Bolt	
18	Refrigerant pipe seal	(see 62A, Air conditioning, Refrigerant pipe seal: Removal - Refitting) and (see 62A, Air conditioning, Refrigerant circuit pipe seal: Cleaning)
19	Bolt	
20	Bolt	
21	Central intermediate - solenoid valve connecting pipe	
22	Central intermediate - intermediate connecting pipe expansion valve outlet	(see 62A, Air conditioning, Refrigerant circuit pipe: Removal - Refitting)
23	Bolt	
24	Bolt	



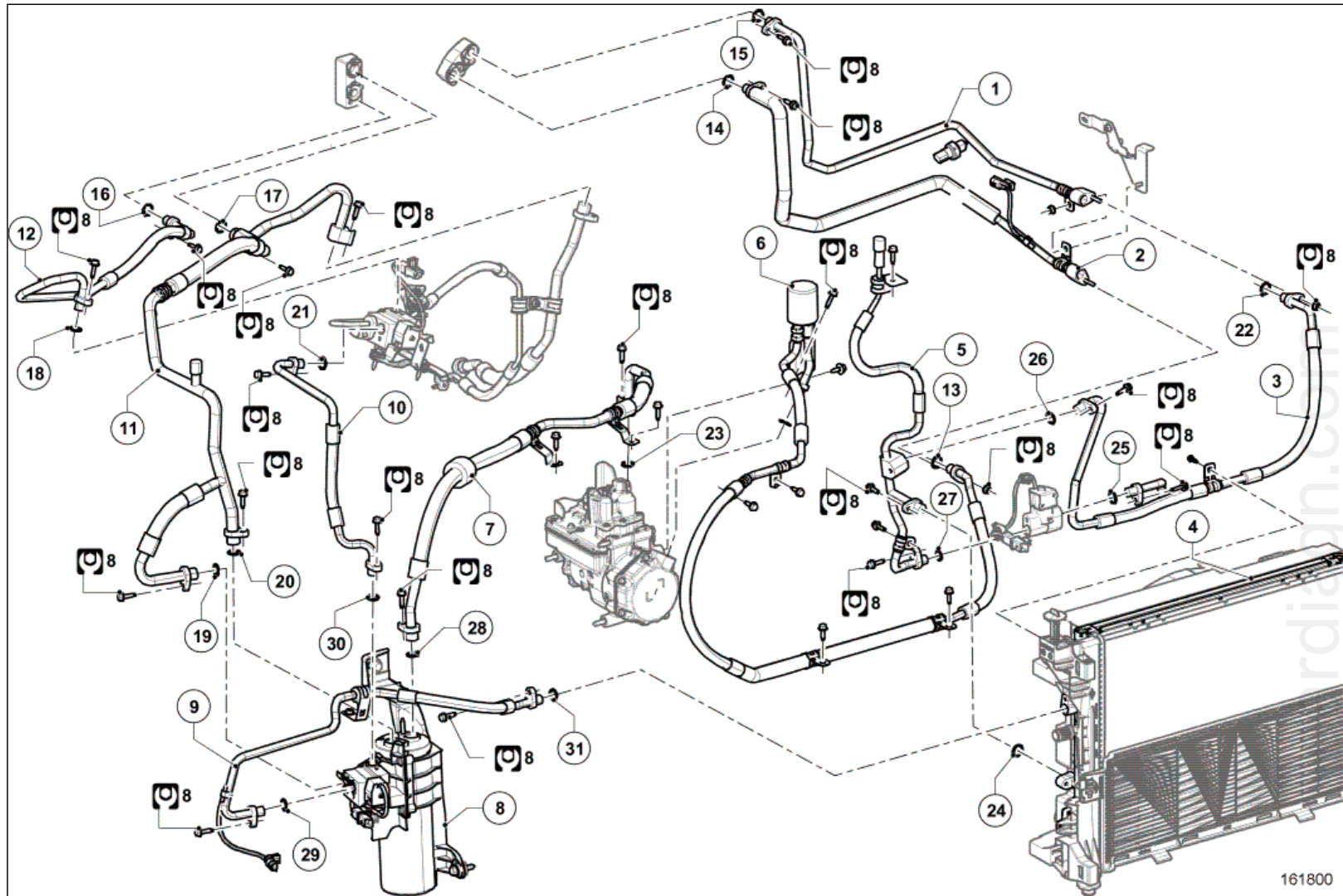


Note, one or more warnings are present in this procedure



WARNING

- To avoid all risk of damage to the systems, apply the safety and cleanliness instructions and operation recommendations before carrying out any repair:
 - [\(see 62A, Air conditioning, Air conditioning: Precautions for the repair\)](#) ,
 - [Vehicle: Precautions for the repair](#) .



161800

[Illustration key: Description](#) .

For fastenings with no specified tightening torque values, refer to the Table of Standard Torques [Tightening torques: General information](#) .

Marks	Designations	Informations
1	Condenser expansion valve - intermediate pipe connecting pipe at the Condenser expansion valve outlet	(see 62A, Air conditioning, Refrigerant circuit pipe: Removal - Refitting)
2	Condenser expansion valve - intermediate pipe connecting pipe at the Condenser expansion valve inlet	(see 62A, Air conditioning, Refrigerant circuit pipe: Removal - Refitting)
3	Intermediate pipe	(see Intermediate pipe: Removal - Refitting)
4	Condenser	(see 62A, Air conditioning, Condenser: Removal - Refitting)
5	Intermediate pipe - condenser connecting pipe	(see 62A, Air conditioning, Refrigerant circuit pipe: Removal - Refitting)
6	Intermediate pipe - compressor connecting pipe	(see Compressor - intermediate pipe connecting pipe: Removal - Refitting)
7	Compressor - dehydrator reservoir connecting pipe	(see 62A, Air conditioning, Refrigerant circuit pipe: Removal - Refitting)
8	Dehydrator reservoir	(see 62A, Air conditioning, Dehydrator reservoir: Removal - Refitting)
9	Refrigerant pipe seal	(see 62A, Air conditioning, Refrigerant pipe seal: Removal - Refitting)
10	Dehydrator reservoir - intermediate pipe connecting pipe	(see 62A, Air conditioning, Refrigerant circuit pipe: Removal - Refitting)
11	Dehydrator reservoir - expansion valve connecting pipe	(see 62A, Air conditioning, Refrigerant circuit pipe: Removal - Refitting)
12	Expansion valve - intermediate pipe connecting pipe at the expansion valve outlet	(see Expansion valve - intermediate pipe connecting pipe at the expansion valve outlet: Removal - Refitting)
13	Refrigerant pipe seal	(see 62A, Air conditioning, Refrigerant pipe seal: Removal - Refitting) (see 62A, Air conditioning, Refrigerant circuit pipe seal: Cleaning)
14	Refrigerant pipe seal	(see 62A, Air conditioning, Refrigerant pipe seal: Removal - Refitting) (see 62A, Air conditioning, Refrigerant circuit pipe seal: Cleaning)
15	Refrigerant pipe seal	(see 62A, Air conditioning, Refrigerant pipe seal: Removal - Refitting) (see 62A, Air conditioning, Refrigerant circuit pipe seal: Cleaning)
16	Refrigerant pipe seal	(see 62A, Air conditioning, Refrigerant pipe seal: Removal - Refitting) (see 62A, Air conditioning, Refrigerant circuit pipe seal: Cleaning)
17	Refrigerant pipe seal	(see 62A, Air conditioning, Refrigerant pipe seal: Removal - Refitting) (see 62A, Air conditioning, Refrigerant circuit pipe seal: Cleaning)
18	Refrigerant pipe seal	(see 62A, Air conditioning, Refrigerant pipe seal: Removal - Refitting) (see 62A, Air conditioning, Refrigerant circuit pipe seal: Cleaning)
19	Refrigerant pipe seal	(see 62A, Air conditioning, Refrigerant pipe seal: Removal - Refitting) (see 62A, Air conditioning, Refrigerant circuit pipe seal: Cleaning)
20	Refrigerant pipe seal	(see 62A, Air conditioning, Refrigerant pipe seal: Removal - Refitting) (see 62A, Air conditioning, Refrigerant circuit pipe seal: Cleaning)
21	Refrigerant pipe seal	(see 62A, Air conditioning, Refrigerant pipe seal: Removal - Refitting) (see 62A, Air conditioning, Refrigerant circuit pipe seal: Cleaning)

22	Refrigerant pipe seal	(see 62A, Air conditioning, Refrigerant pipe seal: Removal - Refitting) (see 62A, Air conditioning, Refrigerant circuit pipe seal: Cleaning)
23	Refrigerant pipe seal	(see 62A, Air conditioning, Refrigerant pipe seal: Removal - Refitting) (see 62A, Air conditioning, Refrigerant circuit pipe seal: Cleaning)
24	Refrigerant pipe seal	(see 62A, Air conditioning, Refrigerant pipe seal: Removal - Refitting) (see 62A, Air conditioning, Refrigerant circuit pipe seal: Cleaning)
25	Refrigerant pipe seal	(see 62A, Air conditioning, Refrigerant pipe seal: Removal - Refitting) (see 62A, Air conditioning, Refrigerant circuit pipe seal: Cleaning)
26	Refrigerant pipe seal	(see 62A, Air conditioning, Refrigerant pipe seal: Removal - Refitting) (see 62A, Air conditioning, Refrigerant circuit pipe seal: Cleaning)
27	Refrigerant pipe seal	(see 62A, Air conditioning, Refrigerant pipe seal: Removal - Refitting) (see 62A, Air conditioning, Refrigerant circuit pipe seal: Cleaning)
28	Refrigerant pipe seal	(see 62A, Air conditioning, Refrigerant pipe seal: Removal - Refitting) (see 62A, Air conditioning, Refrigerant circuit pipe seal: Cleaning)
29	Refrigerant pipe seal	(see 62A, Air conditioning, Refrigerant pipe seal: Removal - Refitting) (see 62A, Air conditioning, Refrigerant circuit pipe seal: Cleaning)
30	Refrigerant pipe seal	(see 62A, Air conditioning, Refrigerant pipe seal: Removal - Refitting) (see 62A, Air conditioning, Refrigerant circuit pipe seal: Cleaning)
31	Refrigerant pipe seal	(see 62A, Air conditioning, Refrigerant pipe seal: Removal - Refitting) (see 62A, Air conditioning, Refrigerant circuit pipe seal: Cleaning)

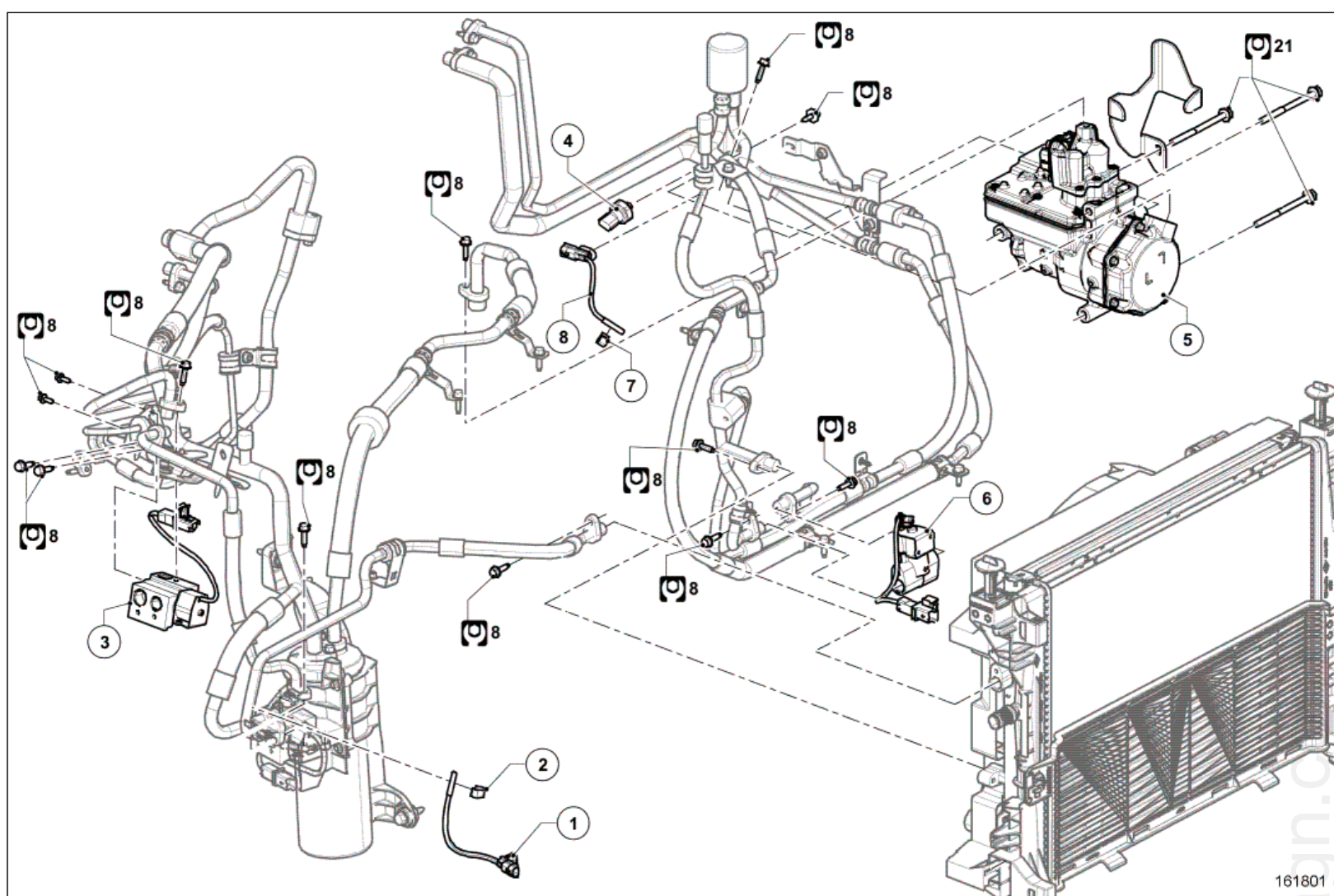
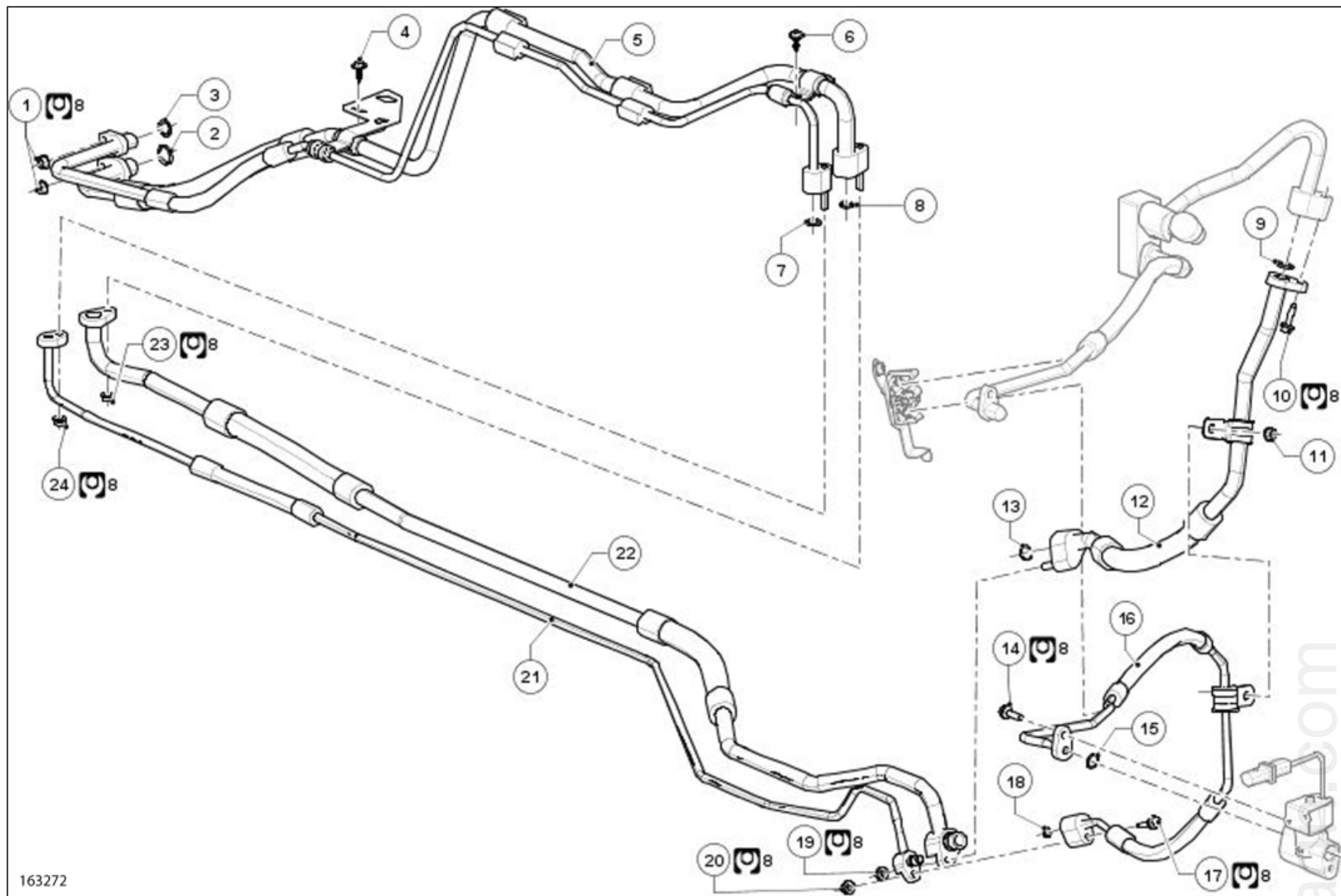


Illustration key: Description .

For fastenings with no specified tightening torque values, refer to the Table of Standard Torques [Tightening torques: General information](#).

Marks	Designations	Informations
1	Refrigerant circuit temperature sensor	(see Refrigerant circuit temperature sensor : Removal - Refitting)
2	Clip	
3	Refrigerant circuit solenoid valves 3	(see Refrigerant circuit solenoid valves : Removal - Refitting)
4	Pressure sensor	(see Pressure sensor: Removal - Refitting)
5	Compressor	(see 62A, Air conditioning, Compressor: Removal - Refitting)
6	Refrigerant circuit solenoid valves 1	(see Refrigerant circuit solenoid valves : Removal - Refitting)
7	Clip	
8	Refrigerant circuit temperature sensor	(see Refrigerant circuit temperature sensor : Removal - Refitting)



[Illustration key: Description](#) .

For fastenings with no specified tightening torque values, refer to the Table of Standard Torques [Tightening torques: General information](#) .

Marks	Designations	Informations
1	Bolt	
2	Refrigerant pipe seal	(see 62A, Air conditioning, Refrigerant pipe seal: Removal - Refitting) and (see 62A, Air conditioning, Refrigerant circuit pipe seal: Cleaning)
3	Refrigerant pipe seal	(see 62A, Air conditioning, Refrigerant pipe seal: Removal - Refitting) and (see 62A, Air conditioning, Refrigerant circuit pipe seal: Cleaning)
4	Bolt	
5	Rear intermediate pipe - rear expansion valve connecting pipe	(see 62A, Air conditioning, Refrigerant circuit pipe: Removal - Refitting)
6	Bolt	
7	Refrigerant pipe seal	(see 62A, Air conditioning, Refrigerant pipe seal: Removal - Refitting) and (see 62A, Air conditioning, Refrigerant circuit pipe seal: Cleaning)
8	Refrigerant pipe seal	(see 62A, Air conditioning, Refrigerant pipe seal: Removal - Refitting) and (see 62A, Air conditioning, Refrigerant circuit pipe seal: Cleaning)
9	Refrigerant pipe seal	(see 62A, Air conditioning, Refrigerant pipe seal: Removal - Refitting) and (see 62A, Air conditioning, Refrigerant circuit pipe seal: Cleaning)
10	Bolt	
11	Bolt	
12	Rear intermediate -intermediate connection pipe expansion valve outlet	(see 62A, Air conditioning, Refrigerant circuit pipe: Removal - Refitting)
13	Refrigerant pipe seal	(see 62A, Air conditioning, Refrigerant pipe seal: Removal - Refitting) and (see 62A, Air conditioning, Refrigerant circuit pipe seal: Cleaning)
14	Bolt	
15	Refrigerant pipe seal	(see 62A, Air conditioning, Refrigerant pipe seal: Removal - Refitting) and (see 62A, Air conditioning, Refrigerant circuit pipe seal: Cleaning)
16	Rear intermediate - solenoid valve connecting pipe	(see 62A, Air conditioning, Refrigerant circuit pipe: Removal - Refitting)
17	Bolt	
18	Refrigerant pipe seal	(see 62A, Air conditioning, Refrigerant pipe seal: Removal - Refitting) and (see 62A, Air conditioning, Refrigerant circuit pipe seal: Cleaning)
19	Bolt	
20	Bolt	
21	Central intermediate - solenoid valve connecting pipe	
22	Central intermediate - intermediate connecting pipe expansion valve outlet	(see 62A, Air conditioning, Refrigerant circuit pipe: Removal - Refitting)
23	Bolt	
24	Bolt	

