

RUSTIQUE



Colour: Normandy Sandfaced ▼

Colour: Old Touraine



Unmatched Sandfaced Texture

The original colouring process is completed with a rustic, graduated sandfaced finish. This exclusive combination results in rich and beautiful roofs.

Reliability and Resistance

The Rustique tile is solid and cambered. It stands up both to the hardships of fixing and to the weather conditions.

The Rustique tile has a strong regional identity and traditional aesthetic appeal, making it the ideal solution for authentic roofs and graceful houses. It brings the final touch of elegance thanks to its warm and finely-shaded colours.

Made in Normandy, the Rustique a genuine old-style tile whose varied tones add that note of warmth which will make roofs attractive.

Discover today its sophisticated 2 new colours: Burgundy Sandfaced and Purple.


COLOURS



Normandy Sandfaced



Purple



Champagne Sandfaced



New Forest



Straw

DIMENSIONS (mm)

170 x 270 x 12

Unit weight (kg)	1.1
Tiles per sq.m.	59 / 62 / 65
Weight per sq.m. (kg)	65 / 68 / 72
Battens (lm/sq.m)	10 / 10.5 / 11.1
Tiles per pallet*	864
Gauge (mm)	100 / 95 / 90
Minimum pitch	30°



Old Touraine
















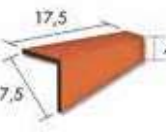



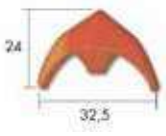
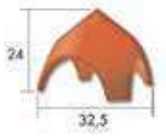
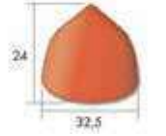







Heather

*Tiles per pallet may vary

For the accessories, please refer to p 30-31

ACCESSORY RANGE

RIDGES & HIP TILES

					
33 XLP Angular ridge - 3 per m. / 3 per sq.m. / 2.8 kg	34 XLP 1/2 round ridge - 3 per m. / 3 per sq.m. / 3.60 kg	31 XL Interlocking ventilated 1/2 round ridge (10mm ²) / 2.5 per sq.m. / 4.5 kg	432 XLP hog's back hip / 11 per sq.m. / 1.1 kg	434 XL Tapered hip (small model) / 3 per sq.m. / 1.9 kg	336 XL Tapered ridge / hip (large model) / 3 per sq.m. / 3.2 kg
					
453 XLP Tapered hip end (small model) / 1.8 kg	362 XLP Angular ridge start (pediment) / 3 per m. / 3.70 kg	365 XLP 1/2 round ridge start (pediment) / 3 per m. / 3.80 kg	36 XL Interlocking ventilated 1/2 round ridge start (pediment) / 3.1 kg	366 XL Overlapping ventilated 1/2 round ridge start (pediment) / 3.1 kg	471 XLP 1 angular ridge / 2 hog's back hip junction* / 3.7 kg
					
472 XLP 1/2 round ridge / 2 hog's back hip junction* / 4.5 kg	433 XLP Interlocking hog's back hip / 11 per sq.m. / 1.1 kg	462 XL 1 ridge / 2 hip junction / 3.4 kg	392 XL Interlocking ventilated 1/2 round ridge end / 3.6 kg	85 XLP Universal valley / 11 per sq.m. / 1.7 kg	464 XL 1 ridge / 2 ridge junction / 3.2 kg
					
465 XL 4 hip junction* / 3.2 kg	466 XL General junction / 5.6 kg	482 XL Final foot / 3.9 kg	483 XL Final top / 2.3 kg	484 XL 1 ridge / 2 hip final holder* / 3.6 kg	485 XL 1 ridge / 2 ridge final holder* / 3.3 kg
					
486 XL 4 hip final holder (small model)* / 3.3 kg	481 XL Plain final holder / 5.5 kg	435 NO Bonnet hip tile Rustique / 1.2 kg			

*Available upon order only